




Home Activities

To change & enhance any of the ideas above, first use your imagination and then the Internet.



1

Make your own fairytale

2

Write your own lyrics & make your song.

3

Cooking: pizza, pies, chocolate, cookies, cake.

4

Book Domino.

5

Animal magazine.

6

Furniture rearrangement of the living room or bedrooms.

9

Make a drawing and create its story.

10

Mutual drawing.


8

Story mix

7

Mail-man.

Let the child use his imagination to create and think his own ideas.




Give some time just for chatting with your child.





Home Activities

You can also play together with your child.



11
T-shirt making.

12
Look for family photo albums and create your genealogical tree

13
Make the world's map. Look for information of each continent

14
Crafts with clay

20
Hygiene rules.

19
Create your own board games.


16
Tidy up and sort through our stuff.

15
Gardening in the balcony

18
Theatre time.

17
Hidden treasure

Adjust each activity to the child's interests.



It's time to bond with my child.



Guidelines for the activities

- 1. Make your own fairytale:** Using imaginary people, beloved heroes etc.
- 4. Book Domino:** Make a domino out of books around the home and then kick it.
- 5. Animal magazine:** I discover special and loved animals, I draw them on sheets of paper and write all the information I can get on them. I then staple together in form of a magazine/newspaper.
- 7. Mailman:** I write letters with jokes, proverbs or anything else I choose. Then close them like a letter and play the postman.
- 8. Story mix:** On a piece of paper the 1st one writes a sentence and folds the paper alongside the sentence. The 2nd one sees only the last word of the sentence, continues the story with one more sentence and folds the paper again. The 3rd one, or the 1st one again if there are only 2 persons playing, sees the last word of the sentence that the 2nd person wrote and writes one more sentence of the story, and so on. You carry on in this way and when the paper finishes, one of the persons taking part unfolds the paper and reads the story that seems like a salad as the facts are connected with each other in a funny way.
- 10. Mutual drawing:** Let's say that there are 3 players. Each one of us draws a picture on his piece (sheet) of paper. Then we give our drawing to the one sitting on our right and we go on drawing on each other's drawings. Then we carry on giving our drawing to the one sitting on our right and so on.
- 11. T-shirt making:** I take an old white blouse and paint it as I like.
- 18. Theatre time:** I make my own scenario or use one of a film I like and I make my own play. I do not forget to use clothes from the cupboards as costumes.
- 19. Create your own board games:** I use markers, crayons, papers and whatever else I think is necessary and I make my own taboo, pictionary, snakes and ladders, charades etc
- 20. Hygiene rules:** On a piece of cardboard I visualize and write the basic hygiene rules.

Do not forget the classic options of activities and games

Music, dancing & exercise

Crafts & painting

Card games

Fairytales

Movie & talking

Hangman & Tic-Tac-Toe

Sites to visit

1. <https://www.itsalwaysautumn.com/best-indoor-kid-crafts-activities.html>
2. <https://www.mykidstime.com/things-to-do/50-fun-rainy-day-activities-for-kids/>
3. <https://www.toucanbox.com/activities/fun-things-to-do-at-home-with-your-kids>
4. <https://www.easypeasyandfun.com/crafts-for-kids/>
5. <https://www.thespruce.com>
6. <https://www.kids-pages.com/worksheets.htm>
7. <https://gr.pinterest.com> -> children crafts, origami, DIY, home activities etc.
8. https://www.mykidstime.com/things-to-do/50-fun-rainy-day-activities-for-kids/?fbclid=IwAR0x0eGzenalbMPUu818m4Ly_Y8jOZPjH2KTOWhDhG3p5cajZW33dfquoN0

